



## Alu-clad windows

# Marconi

Inward opening windows

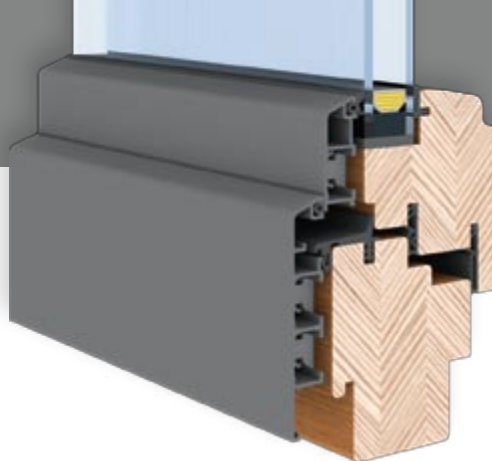


🇬🇧 Marconi alu-clad windows are the nature inside and very resistant aluminum cladding outside.

Alu-clad windows combine positive features of wood that is naturally beautiful and perfect construction material, and aluminum resistant to external conditions. Clever design and appropriate combination of these two different materials give excellent results.

Alu-clad windows require virtually no maintenance and are an investment for future generations.









They are perfect for buildings that are more exposed to weathering: mountain areas, coastal zones.




# Marconi

Inward opening windows

## TECHNICAL DATA

	<b>Material</b>	Engineered fingerjointed pine, selected pine, meranti, oak, other on request, laminated.
	<b>U<sub>w</sub> value</b>	1.2 W/m <sup>2</sup> K (for test size window = 1230x1480 mm)
	<b>Glazing packages, U<sub>g</sub> value</b>	26mm (4-18-4), U <sub>g</sub> = 1,1 W/m <sup>2</sup> K Glass package may be modified.
	<b>Air permeability</b>	Class 3
	<b>Watertightness</b>	Class 5A
	<b>Wind load</b>	Class C2
	<b>Fittings</b>	Roto NT; Siegenia Titan VV
	<b>Surface treatment</b>	Transparent colours based on current colour chart. Opaque colours based on RAL and NCS charts.
	<b>Aluminium claddings</b>	Powder coated colours based on RAL chart (by Qualicoat sign, licence number: 1515).

## DIMENSIONAL RANGE

 Hinge type	Min frame width	Max frame width	Min frame height	Max frame height	
				Windows	French door
Standard	450	1521	402	2450	
Concealed	577	1521	406	2450	
Power hinge	-	1300	-	3100	